



District Report Card: 2017


State: Jharkhand	District: Purbi Singhbhum
Class: 3	Subject: Language
Schools: 61	Students: 903


Participation/Coverage


Students

<div>GENDER</div> <div></div>	Boys		Girls	
	Number	%	Number	%
	472	52.27	431	47.73

<div>AREA</div> <div></div>	Rural		Urban	
	Number	%	Number	%
	559	61.90	344	38.10

<div>CATEGORY</div> <div></div>	SC		ST		OBC		GEN	
	Number	%	Number	%	Number	%	Number	%
	94	10.41	288	31.89	419	46.40	102	11.30

<div>CWSN</div> <div></div>	LD	VI	HI	S&LD	ID	Oth
	1	0	1	1	1	7

<div>Management</div> <div></div>	Government		Government-aided	
	Number	%	Number	%
	722	79.96	181	20.04

Average Performance of Students in Language (%)

Overall	Gender		Area		Management		Social Group			
	Male	Female	Rural	Urban	Govt.	Aided	SC	ST	OBC	GEN
62.98	61.81	64.27	60.82	66.49	61.94	67.15	61.84	61.67	63.07	67.39

Performance on Learning Outcomes (LOs)

Learning Outcomes	Description	Average Performance(%)
L304	Reads small texts with comprehension i.e., identifies main ideas, details, sequence and draws conclusions	64.57
L312	Reads printed scripts on the classroom walls: poems, posters, charts etc.	59.80

Range of Performance of Students who Answered Correctly							
Below 30%		30% - 50%		50% - 75%		Above 75%	
Number	%	Number	%	Number	%	Number	%
69	7.64	181	20.04	371	41.09	282	31.23

Lowest Performing Learning Outcomes (LOs)

1 - Reads printed scripts on the classroom walls: poems, posters, charts etc. (59.80)

2 - Reads small texts with comprehension i.e., identifies main ideas, details, sequence and draws conclusions (64.57)